

Annexure - I

Format of holding of specified securities

- 1 Name of Listed Entity: Nagarjuna Oil Refinery Limited
 2 Scrip Code/Name of Scrip/Class of Security : NSE:NAGAROIL,BSE:534184/Nagarjuna Oil Refinery Limited/Equity
 3 Share Holding Pattern Filed under: Reg. 31(1)(b)
 a. If under 31(1)(b) then indicate the report for Quarter ending / December, 2017
 b. If under 31(1)(c) then indicate date of allotment/extinguishment
- 4 **Declaration:** The Listed entity is required to submit the following declaration to the extent of submission of information:-

	Particulars	Yes*	No*
1	Whether the Listed Entity has issued any partly paid up shares?		No*
2	Whether the Listed Entity has issued any Convertible Securities or Warrants?		No*
3	Whether the Listed Entity has any shares against which depository receipts are issued?		No*
4	Whether the Listed Entity has any shares in locked-in?		No*
5	Whether any shares held by promoters are pledge or otherwise encumbered?	Yes*	
6	Whether the Listed Entity has issued any differential Voting Rights ?		No*




Table I - Summary Statement holding of specified securities

Category (I)	Category of shareholder (II)	Nos. of shareholders (III)	No. of fully paid up equity shares held (IV)	No. of Partly paid-up equity shares held (V)	No. of shares underlying Depository Receipts (VI)	Total nos. shares held (VII) = (IV)+(V)+(VI)	Shareholding as a % of total no. of shares (calculated as per SCRR, 1957) (VIII) As a% of (A+B+C2)	Number of Voting Rights held in each class of securities (IX)			No. of Shares Underlying Outstanding convertible securities (including warrants) (X)	Shareholding, as a % assuming full conversion of convertible securities (as a percentage of diluted share capital) (XI) = (VII)+(X) As a % of (A+B+C2)	Number of Locked in shares (XII)		Number of Shares pledged or otherwise encumbered		Number of equity shares held in dematerialized form (XIV)
								No of Voting Rights		Total as a % of (A+B+C)			No. (a)	As a % of total Shares held (b)	No. (a)	As a % of total Shares held (b)	
								Class eg: X	Class eg:y								
(A)	Promoter & Promoter Group	7	171719642	-	-	171719642	40.10	171719642	171719642	40.10	40.10	-	-	105781889	61.60	171719642	
(B)	Public	394446	256462179	-	-	256462179	59.90	256462179	256462179	59.90	59.90	-	-	-	-	219047045	
(C)	Non Promoter- Non Public	-	-	-	-	-	-	-	-	-	-	-	-	-	-	-	
(C1)	Shares underlying DRs	-	-	-	-	-	-	-	-	-	-	-	-	-	-	-	
(C2)	Shares held by Employee Trusts	-	-	-	-	-	-	-	-	-	-	-	-	-	-	-	
	Total	394453	428181821	-	-	428181821	100.00	428181821	428181821	100.00	0	100.00	0	0	105781889	24.70	390766687




Table II - Statement showing shareholding pattern of the Promoter and Promoter Group

Category and name of the shareholders (I)	PAN (II)	Nos. of shareholders (III)	No. of fully paid up equity shares held (IV)	Partly paid-up equity shares held (V)	No. of shares underlying Depository Receipts (VI)	Total nos. shares held (VII) = (IV)+(V)+(VI)	Shareholding % calculated as per SCRR, 1957 As a % of (A+B+C2) (VIII)	Number of Voting Rights held in each class of securities (IX)			No. of Shares Underlying Outstanding convertible securities (including warrants) (X)	Total Shareholding, as a % assuming full conversion of convertible securities (as a percentage of diluted share capital) (XI)	Number of Locked in shares (XII)		Number of Shares pledged or otherwise encumbered (XIII)		Number of equity shares held in dematerialized form (XIV)	
								No of Voting Rights		Total as a % of Total voting rights			No. (a)	As a % of total Shares held (b)	No. (a)	As a % of total Shares held (b)		
								Class eg: X	Class eg: y									Total
(1) Indian																		
(a) Individuals/Hindu undivided Family	-	-	-	-	-	-	-	-	-	-	-	-	-	-	-	-	-	
(b) Central Government/ State Government(s)		1	19479990	-	-	19479990	4.55	19479990	-	19479990	4.55	-	4.55	-	-	-	19479990	
Governor of Andhra Pradesh	XXXXX1111X	-	19479990	-	-	19479990	4.55	19479990	-	19479990	4.55	-	4.55	-	-	-	19479990	
(c) Financial Institutions/ Banks		-	-	-	-	-	-	-	-	-	-	-	-	-	-	-	-	
(d) Any Other		4	140239652	-	-	140239652	32.75	140239652	-	140239652	32.75	-	32.75	-	-	105781889	75.43	140239652
Nagarjuna Management Services Pvt. Ltd.@	AAACN6620J		71447812	-	-	71447812	16.69	71447812	-	71447812	16.69	-	16.69	-	-	71447812	100.00	71447812
Nagarjuna Holdings Pvt Ltd.@	AAACN6619H		31103149	-	-	31103149	7.26	31103149	-	31103149	7.26	-	7.26	-	-	31103149	100.00	31103149
Amlika Mercantile Private Ltd	AALCA0342B		27688691	-	-	27688691	6.47	27688691	-	27688691	6.47	-	6.47	-	-	3230928	11.67	27688691
KRIBHCO	AAAAK0203G		10000000	-	-	10000000	2.34	10000000	-	10000000	2.34	-	2.34	-	-	-	-	10000000
Sub-Total (A)(1)		5	159719642	-	-	159719642	37.3	159719642	-	159719642	37.3	-	37.30	-	-	105781889	66.23	159719642
(2) Foreign																		





Table III - Statement showing shareholding pattern of the Public shareholder

Category and name of the shareholders (I)	PAN (II)	Nos. of shareholders (III)	No. of fully paid up equity shares held (IV)	Partly paid-up equity shares held (V)	No. of shares underlying Depository Receipts (VI)	Total nos. shares held (VII) = (IV)+(V)+(VI)	Shareholding % calculated as per SCRR, 1957 As a% of (A+B+C2) (VIII)	Number of Voting Rights held in each class of securities (IX)			No. of Shares Underlying Outstanding convertible securities (including warrants) (X)	Shareholding, as a % assuming full conversion of convertible securities (as a percentage of diluted share capital) (XI)	Number of Locked in shares (XII)		Number of Shares pledged or otherwise encumbered (Xiii)		Number of equity shares held in dematerialized form (XIV)	
								No of Voting Rights	Total as a % of Total voting rights	Total			No. (a)	As a % of total Shares held (b)	No. (Not applicable)	As a % of total Shares held (Not applicable)		
																		Class X
(1) Institutions																	NA	
(a) Mutual Funds/		32	212650	-	-	212650	0.05	212650		212650	0.05						NA	2900
(b) Venture Capital Funds	-	-	-	-	-	-	-	-	-	-	-	-	-	-	-	-	NA	-
(c) Alternate Investment Funds	-	-	-	-	-	-	-	-	-	-	-	-	-	-	-	-	NA	-
(d) Foreign Venture Capital Investors	-	-	-	-	-	-	-	-	-	-	-	-	-	-	-	-	NA	-
(e) Foreign Portfolio Investors		10	124297			124297	0.03	124297		124297	0.03						NA	94047
(f) Financial Institutions/ Banks		27	80801			80801	0.02	80801		80801	0.02						NA	24625
(g) Insurance Companies		6	6930668	-	-	6930668	1.62	6930668	0	6930668	1.62							6930568
Life Insurance corporation of India Ltd	AAACL0582H		5373875	-	-	5373875	1.26	5373875	0	5373875	1.26							5373875
(h) Provident Funds/ Pension Funds	-	-	-	-	-	-	-	-	-	-	-						NA	-
(i) Any Other (specify)	-	-	-	-	-	-	-	-	-	-	-						NA	-



	Sub-Total (B)(1)		75	7348416	-	-	7348416	1.72	7348416	0	7348416	1.72	-	-	-	-	-	7052140	
(2)	Central Government/ State Government(s)/ President of India		-	-	-	-	-	-	-	-	-	-	-	-	-	-	-	-	
	Sub-Total (B)(2)		-	-	-	-	-	-	-	-	-	-	-	-	-	-	-	NA	
(3)	Non-institutions																	NA	
(a)	Individuals -																	NA	
	i. Individual shareholders holding nominal share capital up to Rs. 2 lakhs.		389464	168461532	-	-	168461532	39.34	168461532	-	168461532	39.34	-	-	-	-	-	NA	132642361
	ii. Individual shareholders holding nominal share capital in excess of Rs. 2 lakhs.		11	4250406	-	-	4250406	0.99	4250406	-	4250406	0.99	-	-	-	-	-	NA	4250406
(b)	NBFCs registered with RBI		-	-	-	-	-	-	-	-	-	-	-	-	-	-	-	NA	
(c)	Employee Trusts		-	-	-	-	-	-	-	-	-	-	-	-	-	-	-	NA	
(d)	Overseas Depositories (holding DRs) (balancing figure)		-	-	-	-	-	-	-	-	-	-	-	-	-	-	-	NA	
(e)	Any Other (specify)		4896	76401825	-	-	76401825	17.84	76401825	-	76401825	17.84	-	-	-	-	-	75102138	
	Zuari Global Limited	AAACZ0306P		9821310	-	-	9821310	2.29	9821310	-	9821310	2.29	-	-	-	-	-	NA	9821310
	Zuari Investments Limited	AAACZ0196R		19513000			19513000	4.56	19513000		19513000	4.56						NA	19513000
	NFCL Employee Welfare Trust	AABTN4867F		24356052	-	-	24356052	5.69	24356052	-	24356052	5.69	-	-	-	-	-		24356052
	Sub-Total (B)(3)		394371	249113763	-	-	249113763	58.18	249113763	-	249113763	58.18	-	-	-	-	-	211994905	
	Total Public Shareholding (B)= (B)(1)+(B)(2)+(B)(3)		394446	256462179	-	-	256462179	59.90	256462179	-	256462179	59.90	-	-	-	-	-	219047045	



Table IV - Statement showing shareholding pattern of the Non Promoter- Non Public shareholder

	Category and name of the shareholders (I)	PAN (II)	Nos. of shareholders (III)	No. of fully paid up equity shares held (IV)	Partly paid-up equity shares held (V)	No. of shares underlying Depository Receipts (VI)	Total nos. shares held (VII) = (IV)+(V)+(VI)	Shareholding % calculated as per SCRR, 1957 As a% of (A+B+C2) (VIII)	Number of Voting Rights held in each class of securities (IX)			No. of Shares Underlying Outstanding convertible securities (including warrants) (X)	Total Shareholding, as a % assuming full conversion of convertible securities (as a percentage of diluted share capital) (XI)	Number of Locked in shares (XII)		Number of Shares pledged or otherwise encumbered (XIII)		Number of equity shares held in dematerialized form (XIV) (Not applicable)	
									No of Voting Rights		Total as a % of Total voting rights			No.	As a % of total Shares held	No. (Not applicable)	As a % of total Shares held (Not applicable)		
									Class eg: X	Class eg: y									Total
(1)	Custodian/DR Holder	Nil	Nil	Nil	Nil	Nil	Nil	Nil	Nil	Nil	Nil	Nil	Nil	Nil	Nil	Nil	Nil	Nil	Nil
(a)	Name of DR Holder (if available)																		
(2)	Employee Benefit Trust (under SEBI (Share based Employee Benefit) Regulations, 2014)	Nil	Nil	Nil	Nil	Nil	Nil	Nil	Nil	Nil	Nil	Nil	Nil	Nil	Nil	Nil	Nil	Nil	Nil
	Total Non-Promoter- Non Public Shareholding (C)= (C)(1)+(C)(2)	Nil	Nil	Nil	Nil	Nil	Nil	Nil	Nil	Nil	Nil	Nil	Nil	Nil	Nil	Nil	Nil	Nil	Nil

