

Annexure - I

Format of holding of specified securities

- 1 Name of Listed Entity: Nagarjuna Oil Refinery Limited
 2 Scrip Code/Name of Scrip/Class of Security : NSE:NAGAROIL,BSE:534184/Nagarjuna Oil Refinery Limited/Equity
 3 Share Holding Pattern Filed under: Reg. 31(1)(b)- Quarter ending September 30, 2016
 If under 31(1)(b) then indicate the report for Quarter ending / Sep, 2016

4 **Declaration:** The Listed entity is required to submit the following declaration to the extent of submission of information:-

	Particulars	Yes	No
1	Whether the Listed Entity has issued any partly paid up shares?		No
2	Whether the Listed Entity has issued any Convertible Securities or Warrants?		No
3	Whether the Listed Entity has any shares against which depository receipts are issued?		No
4	Whether the Listed Entity has any shares in locked-in?		No
5	Whether any shares held by promoters are pledge or otherwise encumbered?	Yes	





Table I - Summary Statement holding of specified securities

Category (I)	Category of shareholder (II)	Nos. of shareholders (III)	No. of fully paid up equity shares held (IV)	No. of Partly paid-up equity shares held (V)	No. of shares underlying Depository Receipts (VI)	Total nos. shares held (VII) = (IV)+(V)+(VI)	Shareholding as a % of total no. of shares (calculated as per SCRR, 1957) (VIII) As a% of (A+B+C2)	Number of Voting Rights held in each class of securities (IX)			No. of Shares Underlying Outstanding convertible securities (including warrants) (X)	Shareholding, as a % assuming full conversion of convertible securities (as a percentage of diluted share capital) (XI) = (VII)+(X) As a % of (A+B+C2)	Number of Locked in shares (XII)		Number of Shares pledged or otherwise encumbered		Number of equity shares held in dematerialized form (XIV)
								No of Voting Rights		Total as a % of (A+B+C)			No. (a)	As a % of total Shares held (b)	No. (a)	As a % of total Shares held (b)	
								Class eg: X	Class eg:y								
(A)	Promoter & Promoter Group	7	171719642	-	-	171719642	40.10	171719642	171719642	40.10	40.10	-	-	105781889	61.60	171719642	
(B)	Public	417219	256462179	-	-	256462179	59.90	256462179	256462179	59.90	59.90	-	-	-	-	218197726	
(C)	Non Promoter-Non Public	-	-	-	-	-	-	-	-	-	-	-	-	-	-	-	
(C1)	Shares underlying DRs	-	-	-	-	-	-	-	-	-	-	-	-	-	-	-	
(C2)	Shares held by Employee Trusts	-	-	-	-	-	-	-	-	-	-	-	-	-	-	-	
	Total	417226	428181821	-	-	428181821	100.00	428181821	428181821	100.00	0	100.00	0	0	105781889	24.70	389917368



Table II - Statement showing shareholding pattern of the Promoter and Promoter Group

Category and name of the shareholders (I)	PAN (II)	Nos. of shareholders (III)	No. of fully paid up equity shares held (IV)	Partly paid-up equity shares held (V)	No. of shares underlying Depository Receipts (VI)	Total nos. shares held (VII) = (IV)+(V)+(VI)	Shareholding % calculated as per SCRR, 1957 As a% of (A+B+C2) (VIII)	Number of Voting Rights held in each class of securities (IX)			No. of Shares Underlying Outstanding convertible securities (including warrants) (X)	Total Shareholding, as a % assuming full conversion of convertible securities (as a percentage of diluted share capital) (XI)	Number of Locked in shares (XII)		Number of Shares pledged or otherwise encumbered (XIII)		Number of equity shares held in dematerialized form (XIV)	
								No of Voting Rights		Total as a % of Total voting rights			No. (a)	As a % of total Shares held (b)	No. (a)	As a % of total Shares held (b)		
								Class eg: X	Classes eg: y									Total
(1) Indian																		
(a) Individuals/Hindu undivided Family	-	-	-	-	-	-	-	-	-	-	-	-	-	-	-	-	-	-
(b) Central Government/ State Government(s)		1	19479990	-	-	19479990	4.55	19479990	-	19479990	4.55	-	4.55	-	-	-	-	19479990
Governor of Andhra Pradesh	-	-	19479990	-	-	19479990	4.55	19479990	-	19479990	4.55	-	4.55	-	-	-	-	19479990
(c) Financial Institutions/ Banks	-	-	-	-	-	-	-	-10000000	-	-	-	-	-	-	-	-	-	-
(d) Any Other#	-	4	140239652	-	-	140239652	32.75	140239652	-	140239652	32.75	-	32.75	-	-	105781889	75.43	140239652
Nagarjuna Management Services Pvt. Ltd.@	AAACN6620J		71447812	-	-	71447812	16.69	71447812	-	71447812	16.69	-	16.69	-	-	71447812	100.00	71447812
Nagarjuna Holdings Pvt Ltd.@	AAACN6619H		31103149	-	-	31103149	7.26	31103149	-	31103149	7.26	-	7.26	-	-	31103149	100.00	31103149
Amlika Mercantile Private Ltd	AALCA0342B		27688691	-	-	27688691	6.47	27688691	-	27688691	6.47	-	6.47	-	-	3230928	11.67	27688691
KRIBHCO	AAAAK0203G		10000000	-	-	10000000	2.34	10000000	-	10000000	2.34	-	2.34	-	-	-	-	10000000
Sub-Total (A)(1)		5	159719642	-	-	159719642	37.3	159719642	-	159719642	37.3	-	37.30	-	-	105781889	66.23	159719642
(2) Foreign																		



(a) Individuals (Non-Resident Individuals/ Foreign Individuals)	-	-	-	-	-	-	-	-	-	-	-	-	-	-	-	-	-	-
(b) Government	-	-	-	-	-	-	-	-	-	-	-	-	-	-	-	-	-	-
(c) Institutions	-	-	-	-	-	-	-	-	-	-	-	-	-	-	-	-	-	-
(d) Foreign Portfolio Investor	-	-	-	-	-	-	-	-	-	-	-	-	-	-	-	-	-	-
(f) Any Other		2	12000000	-	-	12000000	2.8	12000000	0	12000000	2.8	-	2.80	-	-	-	-	12000000
Saipem SPA	AAOCS1408H		4000000	-	-	4000000	0.93	-	-	4000000	0.93	-	0.93	-	-	-	-	4000000
Fireseed Ltd.	AABCF8282F		8000000	-	-	8000000	1.87	-	-	8000000	1.87	-	1.87	-	-	-	-	8000000
Sub-Total (A)(2)		2	12000000	-	-	12000000	2.8	12000000	0	12000000	2.8	-	2.80	-	-	-	-	12000000
Total Shareholding of Promoter and Promoter Group (A)= (A)(1)+(A)(2)		7	171719642	-	-	171719642	40.1	171719642	0	171719642	40.1	-	40.10	-	-	105781889	61.60	171719642

Please note that the discrepancy in Table I and Table II, in relation to the total percentage of shareholding pledged is on account of certain promoters i.e., Nagarjuna Management Services Pvt. Ltd, Nagarjuna Holdings Pvt Ltd, Baron Properties Pvt Ltd, White Stream Properties Pvt Ltd, Nagarjuna Corporation Ltd and Krishak Bharati Cooperative Limited, being shown in the **Any other category** in Table II whereas all promoters shown in Table I


@

1	The Company has taken on record a letter dated November 11, 2012 from Nagarjuna Corporation Limited informing that a Composite Scheme of Arrangement and Amalgamation between Nagarjuna Corporation Limited (NCL) Nagarjuna Management Services private Limited (NMS) Nagarjuna Holdings Private Limited (NHPL) Baron Properties Private Limited (BPPL) White Stream Properties Private Limited (WSPPL) and Growth Stream Properties Private Limited (GSPPL) and their respective shareholders was approved by the Hon'ble High Court of Bombay at Mumbai on September 14, 2012. The Scheme was made effective on November 9, 2012 and necessary disclosures and reports were filed with BSE NSE and SEBI. Pursuant to the scheme NMS NHPL BPPL and WSPPL were merged into NCL. The equity shares held by these companies shall be transferred to NCL after temporary lift of pledge by the banks to whom they are pledged and shall be pledged back again by NCL.
2	The company has received disclosures from NCL and Amlika Mercantile Private Limited (Amlika) that a Scheme of Amalgamation between NCL and Amlika was approved by the Hon'ble High Court of Bombay at Mumbai on May 2, 2014 and the Scheme was made effective on June 19, 2014.
3	Accordingly all the shares mentioned above in points 1 and 2 above and the shares held by NCL shall vest in Amlika pursuant to the Scheme and Amlika shall be the Promoter with effect from June 19, 2014.
4	Certain of the shares referred to above have since been transferred to Amlika



Table III - Statement showing shareholding pattern of the Public shareholder

Category and name of the shareholders (I)	PAN (II)	Nos. of shareholders (III)	No. of fully paid up equity shares held (IV)	Partly paid-up equity shares held (V)	No. of shares underlying Depository Receipts (VI)	Total nos. shares held (VII) = (IV)+(V)+(VI)	Shareholding % calculated as per SCRR, 1957 As a% of (A+B+C2) (VIII)	Number of Voting Rights held in each class of securities (IX)			No. of Shares Underlying Outstanding convertible securities (as a percentage of diluted share capital) (XI)	Number of Locked in shares (XII)		Number of Shares pledged or otherwise encumbered (Xiii)		Number of equity shares held in dematerialized form (XIV)	
								No of Voting Rights	Total as a % of Total voting rights	(including warrants) (X)		No. (a)	As a % of total Shares held (b)	No. (Not applicable)	As a % of total Shares held (Not applicable)		
																	Class X
(1) Institutions																NA	
(a) Mutual Funds/		32	212650	-	-	212650	0.05	212650		212650	0.05					NA	2900
(b) Venture Capital Funds	-	-	-	-	-	-	-	-	-	-	-	-	-	-	-	NA	-
(c) Alternate Investment Funds	-	-	-	-	-	-	-	-	-	-	-	-	-	-	-	NA	-
(d) Foreign Venture Capital Investors	-	-	-	-	-	-	-	-	-	-	-	-	-	-	-	NA	-
(e) Foreign Portfolio Investors		11	127589			127589	0.03	127589		127589	0.03					NA	97339
(f) Financial Institutions/ Banks		30	107376			107376	0.03	107376		107376	0.03					NA	51200
(g) Insurance Companies		7	7376852			7376852	1.72	7376852	0	7376852	1.72						7376752
Life Insurance corporation of India Ltd	AAACL0582H		5373875			5373875	1.26	5373875	0	5373875	1.26						5373875
(h) Provident Funds/ Pension Funds	-	-	-	-	-	-	-	-	-	-	-	-	-	-	-	NA	-
(i) Any Other (specify)	-	-	-	-	-	-	-	-	-	-	-	-	-	-	-	NA	-



	Sub-Total (B)(1)		80	7824467	-	-	7824467	1.83	7824467	0	7824467	1.83	-	-	-	-	7528191	
(2)	Central Government/ State Government(s)/ President of India	-	-	-	-	-	-	-	-	-	-	-	-	-	-	-	-	
	Sub-Total (B)(2)	-	-	-	-	-	-	-	-	-	-	-	-	-	-	-	NA	
(3)	Non-institutions	-	-	-	-	-	-	-	-	-	-	-	-	-	-	-	NA	
(a)	Individuals -	-	-	-	-	-	-	-	-	-	-	-	-	-	-	-	NA	
	i. Individual shareholders holding nominal share capital up to Rs. 2 lakhs.	411685	165096245	-	-	165096245	38.56	165096245	-	165096245	38.56	-	-	-	-	-	NA	128453105
	ii. Individual shareholders holding nominal share capital in excess of Rs. 2 lakhs.	12	6589083	-	-	6589083	1.54	6589083	-	6589083	1.54	-	-	-	-	-	NA	6589083
(b)	NBFCs registered with RBI	-	-	-	-	-	-	-	-	-	-	-	-	-	-	-	NA	-
(c)	Employee Trusts	-	-	-	-	-	-	-	-	-	-	-	-	-	-	-	NA	-
(d)	Overseas Depositories (holding DRs) (balancing figure)	-	-	-	-	-	-	-	-	-	-	-	-	-	-	-	NA	-
(e)	Any Other (specify)	5442	76952384	-	-	76952384	17.97	76952384	-	76952384	17.97	-	-	-	-	-	-	75627347
	Zuari Global Limited	AAACZ0306P	29334310	-	-	29334310	6.85	29334310	-	29334310	6.85	-	-	-	-	-	NA	29334310
	NFCL Employee Welfare Trust	AABTN4867F	24356052	-	-	24356052	5.69	24356052	-	24356052	5.69	-	-	-	-	-	-	24356052
	Sub-Total (B)(3)	417139	248637712	-	-	248637712	58.07	248637712	-	248637712	58.07	-	-	-	-	-	-	210669535
	Total Public Shareholding (B)= (B)(1)+(B)(2)+(B)(3)	417219	256462179	-	-	256462179	59.90	256462179	-	256462179	59.90	-	-	-	-	-	-	218197726




Table IV - Statement showing shareholding pattern of the Non Promoter- Non Public shareholder

	Category and name of the shareholders (I)	PAN (II)	Nos. of shareholders (III)	No. of fully paid up equity shares held (IV)	Partly paid-up equity shares held (V)	No. of shares underlying Depository Receipts (VI)	Total nos. shares held (VII) = (IV)+(V)+(VI)	Shareholding % calculated as per SCRR, 1957 As a% of (A+B+C2) (VIII)	Number of Voting Rights held in each class of securities (IX)			No. of Shares Underlying Outstanding convertible securities (including warrants) (X)	Total Shareholding, as a % assuming full conversion of convertible securities (as a percentage of diluted share capital) (XI)	Number of Locked in shares (XII)		Number of Shares pledged or otherwise encumbered (XIII)		Number of equity shares held in dematerialized form (XIV) (Not applicable)	
									No of Voting Rights		Total as a % of Total voting rights			No.	As a % of total Shares held	No. (Not applicable)	As a % of total Shares held (Not applicable)		
									Class eg: X	Class eg:y									Total
(1)	Custodian/DR Holder	Nil	Nil	Nil	Nil	Nil	Nil	Nil	Nil	Nil	Nil	Nil	Nil	Nil	Nil	Nil	Nil	Nil	Nil
(a)	Name of DR Holder (if available)																		
(2)	Employee Benefit Trust (under SEBI (Share based Employee Benefit) Regulations, 2014)	Nil	Nil	Nil	Nil	Nil	Nil	Nil	Nil	Nil	Nil	Nil	Nil	Nil	Nil	Nil	Nil	Nil	Nil
	Total Non-Promoter- Non Public Shareholding (C)= (C)(1)+(C)(2)	Nil	Nil	Nil	Nil	Nil	Nil	Nil	Nil	Nil	Nil	Nil	Nil	Nil	Nil	Nil	Nil	Nil	Nil

